

# DYNAMOOV

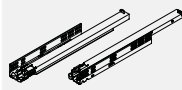
Full extension drawer Soft-close 30 kg



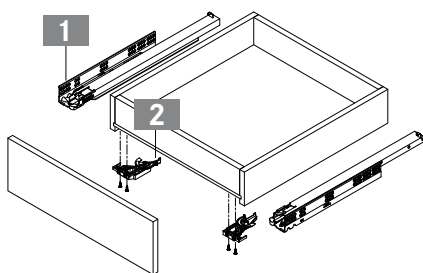
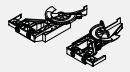
- Full extension drawer synchronised, 30 kg load capacity
- Soft-close damping system
- Stepless self-locking of the drawer when placed on the slide
- Integrated height adjustment without tools + 3.5 mm

## ORDER INFORMATION

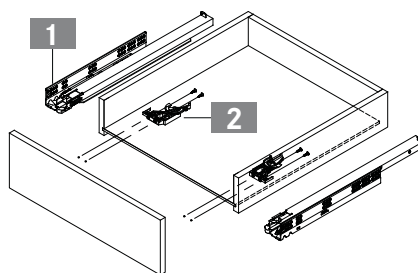
1		Dynamoov Soft-close full extension drawer, 30 kg	
NL	Item No.		
250	F130101100		
270	F130101101		
300	F130101102		
320	F130101103		
350	F130101104		
380	F130101105		
400	F130101106		
420	F130101107		
450	F130101108		
480	F130101109		
500	F130101110		
520	F130101111		
550	F130101112		
600	F130116402		



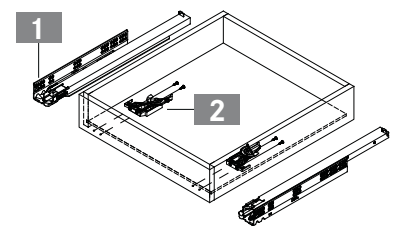
2		Locking device set, left/right	
	Item No.		
	F134101220		



4-sided drawer



3-sided drawer



Inset drawer

Dynamoov railing drawer	58
Assembly aids	64

Dynamoov pull-out shelf	56
Technical information	62

Ino(x)sys	60
-----------	----

INSTALLATION INFORMATION

All dimensions in millimetres

Drawer installation dimensions	Drawer	NL	SKL	MET
<p> <math>LWS = (LWK - 42) \begin{matrix} +0 \\ -1.5 \end{matrix}</math>                      max. 16 min. LWS = 145                      min. 7                      min. 37                      min. 10                      21                      LWK                      max. 13                      min. 10                 </p>	<p> <math>SKL = NL - 10 \begin{matrix} +0.5 \\ -0.5 \end{matrix}</math>                      min. 12                      37  <math>MET = NL + 3</math>                      min. 7                      Inset drawer                      37  <math>SKL = NL - 10 \begin{matrix} +0.5 \\ -0.5 \end{matrix}</math>                      min. 12                      16  <math>MET = NL + 21</math> </p>	250	240	253
		270	260	273
		300	290	303
		320	310	323
		350	340	353
		380	370	383
		400	390	403
		420	410	423
		450	440	453
		480	470	483
		500	490	503
		520	510	523
550	540	553		
600	590	603		

Locking device fixing position	Back panel hole
<p>                     min. 35                      HV +3.5 mm                      72.5                      72.5                      19 23                      55 min.                      23 19                      55 min.                 </p>	<p>                     Z                      Ø 6 x 10                      min. 35                 </p>

Fixing positions for full extension drawer slides

KV 30 kg  
 18  
 9 23 9  
 10  
 12  
 28  
 37  
 28  
 37  
 250 - 320  
 350 - 450  
 480 - 520  
 550  
 600  
 384 352 288 256 224 192 160 128 32 0  
 MET = NL + 3  
 4

Euro screw Ø 6.3 x 14 mm  
 Chipboard screw Ø 4 x 16 mm  
 Screw head Ø 7 mm

LEGEND

HV	Height adjustment	MET	Minimum installation depth
KV	Front edge of cabinet	NL	Nominal length
LWK	Inside cabinet width	SKL	Length of drawer
LWS	Internal drawer width		